


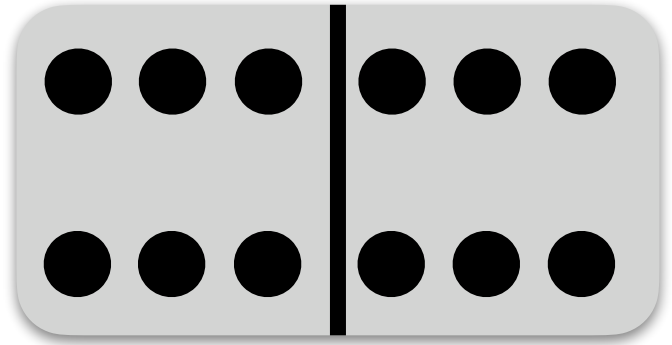
REPASO

Fichas para imprimir. © Derechos Reservados 2021

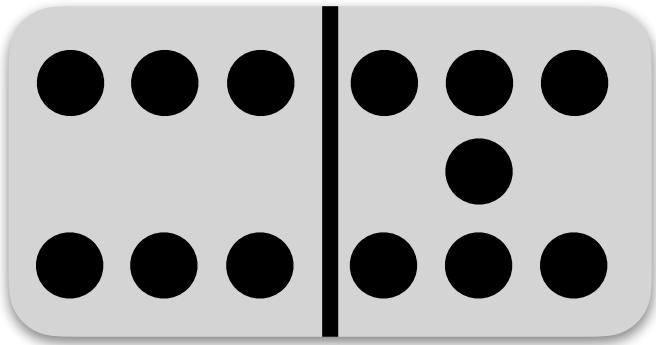
NÚMEROS DEL 11 AL 20



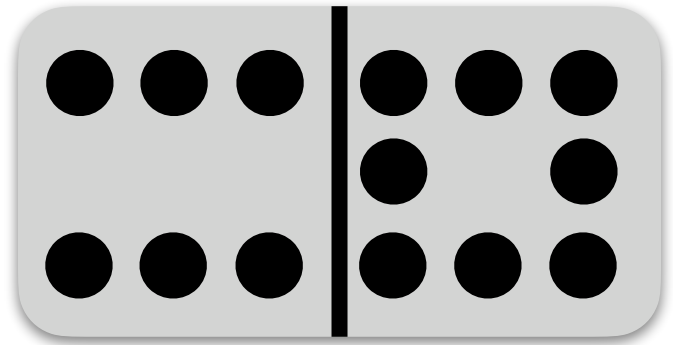
11



12



13

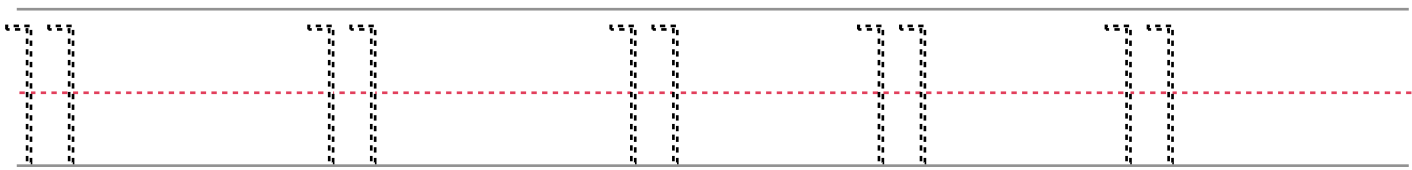


14

11



Once



12



Doce

12 12 12 12 12

Blank handwriting practice lines consisting of five sets of horizontal lines (top, middle dashed, bottom).


13 Trece



13 13 13 13 13

Blank handwriting practice lines consisting of a solid top line, a dashed middle line, and a solid bottom line.

14



Catorce

14 14 14 14 14

Blank handwriting practice lines for the number 14, consisting of five sets of three horizontal lines (top, middle dashed, bottom).

A Practicar

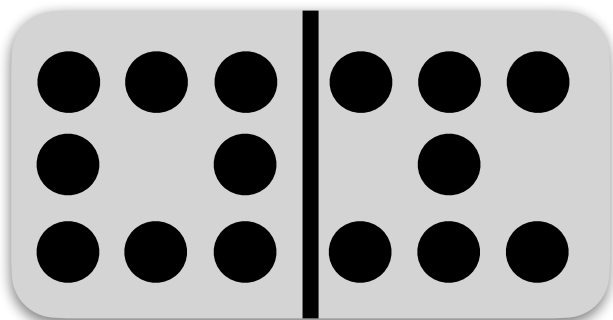
1. Indica cuántos peces hay en estas peceras



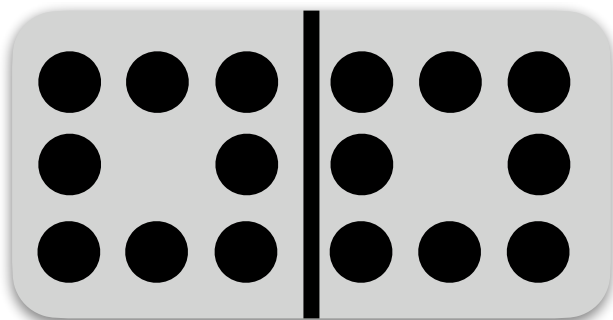
2. Indica cuántos huesos tiene el perro



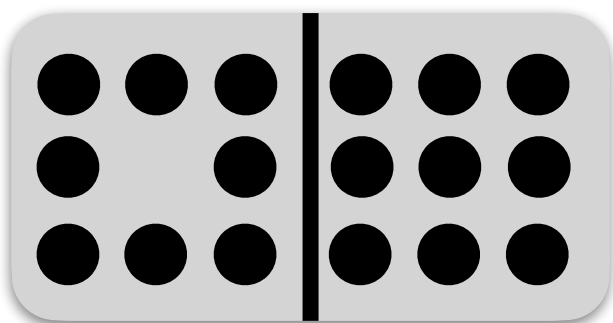
NÚMEROS DEL 15 AL 20



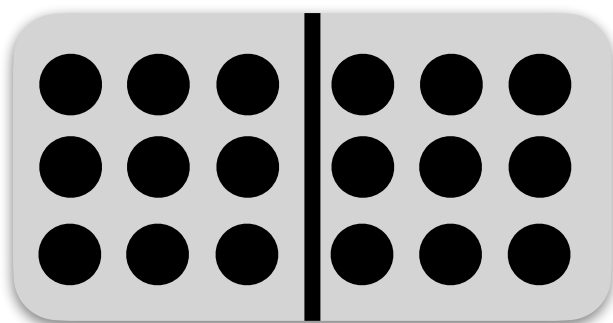
15



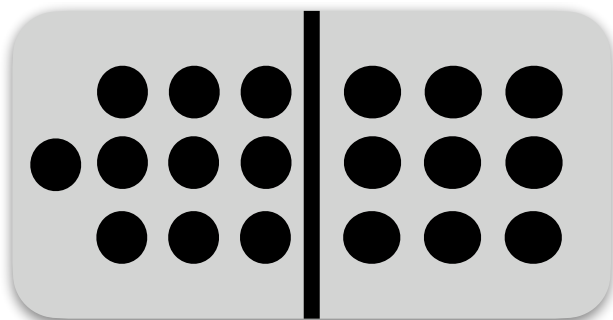
16



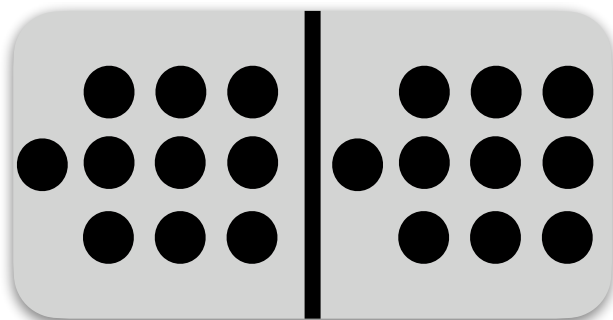
17



18



19



20

15



Quince

15 15 15 15

Blank handwriting practice lines consisting of four sets of horizontal lines. Each set includes a solid top line, a dashed middle line, and a solid bottom line.



Dieciséis

16 16 16 16

Blank handwriting practice lines consisting of four sets of horizontal lines (top, middle dashed, bottom) for practicing the number 16.

17

Diecisiete



18



Dieciocho

18 18 18 18

Blank handwriting practice lines with a red dashed midline for tracing and writing practice.

19

Diecinueve



19 19 19 19

Blank handwriting practice lines consisting of four sets of horizontal lines (top, middle dashed, bottom).

20



Veinte

20 20 20 20

Blank handwriting practice lines consisting of four sets of three horizontal lines (top, middle dashed, bottom).

A Practicar

3. Une los puntos del 1 al 20 para completar el dibujo

The activity consists of a purple banner at the top with a pencil icon. To the right is a box containing a purple spotted hippopotamus illustration. Below this is a purple banner with the text "1-20". The main area contains 20 numbered dots (1-20) and a line drawing of a hippopotamus. The drawing has several parts already connected by lines: the top of the head (1-3), the ear (4), the eye (5), the snout (6), the front leg (7-10), the back leg (11-14), and the tail (15-18). The remaining dots (19 and 20) are located near the bottom of the drawing.